

## Ozonolysis of Bis[tris(trimethylsilyl)methyl]diphosphene

Anne-Marie Caminade,<sup>a</sup> Claude Couret,<sup>b</sup> Jean Escudie,<sup>b</sup> and Max Koenig<sup>a</sup>

<sup>a</sup> Laboratoire des Hétérocycles du Phosphore et de l'Azote, U.A. 454, Université Paul Sabatier, F-31062 Toulouse Cédex, France

<sup>b</sup> Laboratoire de Chimie des Organominéraux, U.A. 477, Université Paul Sabatier, F-31062 Toulouse Cédex, France

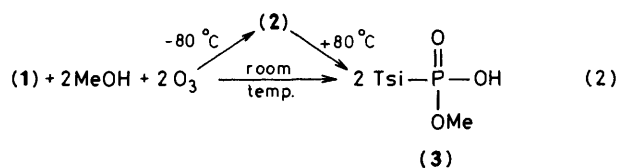
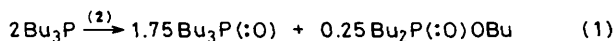
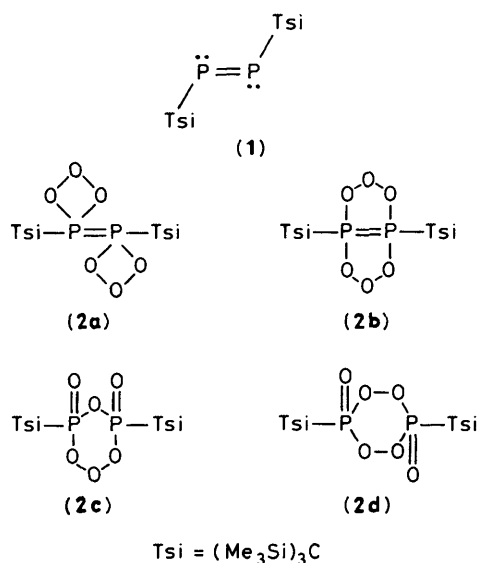
Ozonolysis of the diphosphene (**1**) occurs with a 2 : 1 stoichiometry (ozone : diphosphene); the reaction, carried out at low temperature, gives a relatively stable cyclic diperoxide (**2**).

Diphosphenes have been of current interest since their discovery in 1981,<sup>1</sup> both from a theoretical and a synthetic point of view,<sup>2-4</sup> but little is known about their reactivity.<sup>1,2,5</sup> We have now studied the reactivity of a very powerful oxidative reagent (ozone) with this new class of unsaturated model compound. The bis[tris(trimethylsilyl)methyl]diphosphene (**1**)<sup>4</sup> does not react with ground-state oxygen, water, or methanol at room temperature, but reaction with ozone occurs rapidly and quantitatively, even at low temperature.

Ozonization of (**1**) was carried out at  $-80^{\circ}\text{C}$  in toluene until the initial pink colour of the solution had disappeared. Iodometric titration of unchanged ozone indicated a 2 : 1 (ozone : diphosphene) stoichiometry. The solution, purged with argon, was then studied by  $^{31}\text{P}$  n.m.r. spectroscopy at low temperature. The signal corresponding to (**1**) [ $\delta(^{31}\text{P}) = +598$  p.p.m. relative to ext. 85%  $\text{H}_3\text{PO}_4$ ] completely disappeared and was replaced by a single signal [ $\delta(^{31}\text{P}) = +33$  p.p.m.] corresponding to (**2**).

The product (**2**) is relatively stable, since we have observed it up to  $+40^{\circ}\text{C}$ , allowing its mass spectrum to be studied:  $(M-1)^+$ ,  $m/z$  619. This value indicates that both ozone molecules have become bonded to the diphosphene (**1**), so (**2**) corresponds to the formula  $(\text{TsiPO}_3)_2$ . This excludes a metaphosphonate structure  $-\text{P}(\text{:O})(\text{:O})$  which we obtained by ozonolysis of bis(2,4,6-tri-*t*-butylphenyl)diphosphene.<sup>6</sup>

The product (**2**) could have various structures (**2a-d**), and we have studied some specific reactions in order to characterize it. By analogy with phosphite ozonides  $\text{>P}\cdot\text{O}\cdot\text{O}\cdot\text{O}$ ,<sup>7</sup> (**2a**) ought to give singlet oxygen when it decomposes. So we added a specific acceptor of singlet oxygen (9,10-diphenyl anthracene) to a solution of (**2**), but we did not obtain the corresponding endoperoxide. Moreover, for structures (**2a**) and (**2b**) the phosphorus-phosphorus double bond is not broken; this is unlikely in reaction with ozone. The structures (**2b**) and (**2c**) can also be ruled out, because tetracyanoethylene, which is oxidized by O-O-O linkages but not by



peroxides,<sup>8</sup> does not react with (2). At room temperature, one molecule of (2) is able to oxidize *two* molecules of tributylphosphine, showing that it is a good oxidative reagent. [Reaction (1).]

Oxidation of phosphines is a common method for titration of peroxidic bonds,<sup>9</sup> so (2) must have two peroxidic bonds. Furthermore the side formation of dibutyl phosphinate indicates a radical reaction.<sup>10</sup> According to these reactions, the only plausible structure for (2) seems to be the cyclic diperoxide (2d).

If ozonization of (1) is carried out in the presence of methanol at low temperatures, the only product obtained is

again (2), which does not react with methanol. However, heating this solution for 2 days at +80 °C gives the monoester (3) (80% yield). When ozonization is carried out at room temperature in MeOH–toluene (40:60), the same monoester (3) is obtained quantitatively [<sup>31</sup>P n.m.r. δ +37 p.p.m. <sup>1</sup>H n.m.r. (toluene) δ 0.4 (27H, s) and 3.6 (3H, d, <sup>3</sup>J<sub>OMe</sub> 11 Hz). Field desorption mass spectrum, M<sup>+</sup>, m/z 326]. [Reaction (2).]

Hence ozonization of the diphosphene (1) does not give ozonides as do phosphites or alkenes. However, (2) is analogous to cyclic diperoxides,<sup>11</sup> and (3) to esters which are often obtained on ozonization of alkenes.<sup>8</sup>

Received, 20th July 1984; Com. 1058

## References

- M. Yoshifuji, I. Shima, N. Inamoto, K. Hirotsu, and T. Higuchi, *J. Am. Chem. Soc.*, 1981, **103**, 4587; 1982, **104**, 6167.
- For a recent bibliographic review see: B. Cetinkaya, M. F. Lappert, and R. J. Suffolk, *J. Chem. Res.*, 1983 (S), 316.
- M. Yoshifuji, K. Shibayama, N. Inamoto, T. Matsushita, and K. Nishimoto, *J. Am. Chem. Soc.*, 1983, **105**, 2495; J. G. Lee, A. H. Cowley, and J. E. Boggs, *Inorg. Chim. Acta*, 1983, **77**, L61; M. Veith, V. Huch, J. P. Majoral, G. Bertrand, and G. Manuel, *Tetrahedron Lett.*, 1983, **24**, 4219; H. Schmidt, C. Wirkner, and K. Issleib, *Z. Chem.*, 1983, **23**, 67; A. M. Caminade, M. Verrier, C. Adès, N. Paillous, and M. Koenig, *J. Chem. Soc., Chem. Commun.*, 1984, 875.
- C. Couret, J. Escudié, and J. Satgé, *Tetrahedron Lett.*, 1982, **23**, 4941.
- M. Yoshifuji, K. Shibayama, and N. Inamoto, *Chem. Lett.*, 1984, 115 and references cited therein; M. Yoshifuji, I. Shima, K. Shibayama, and N. Inamoto, *Tetrahedron Lett.*, 1984, **25**, 411; A. H. Cowley and M. K. Pakulski, *J. Am. Chem. Soc.*, 1984, **106**, 1491; J. Escudié, C. Couret, H. Ranaivonjatovo, J. Satgé, and J. Jaud, *Phosphorus Sulfur*, 1983, **17**, 221.
- A. M. Caminade, F. El Khatib, and M. Koenig, *Phosphorus Sulfur*, 1983, **18**, 97.
- R. W. Murray and M. L. Kaplan, *J. Am. Chem. Soc.*, 1968, **90**, 537.
- R. Criegee, *Angew. Chem., Int. Ed. Engl.*, 1975, **14**, 745.
- J. Carles and S. Fliszar, *Can. J. Chem.*, 1969, **47**, 1113.
- S. A. Buckler, *J. Am. Chem. Soc.*, 1962, **84**, 3093; M. B. Floyd and C. E. Boozer, *ibid.*, 1963, **85**, 984.
- R. Criegee and G. Lohaus, *Liebigs Ann. Chem.*, 1953, **583**, 6.